

THE PROFESSIONALS' EDGE™

**SIMONDS**®

THE PROFESSIONALS' EDGE™



THE PROFESSIONALS' EDGE™

TEL USA # 1 (833) 416 6891  
 TEL EUR# 49 (5661) 92630  
[www.simonds-saw.com](http://www.simonds-saw.com)



© 05/ 2023

*Band Saw*  
**Blades 2023**





GENERAL PURPOSE



**Epic<sup>®</sup>GP**



**Advantages:**

- Full range of variable and regular tooth pitches
- Designed for a wide range of applications

inch	mm	18	14	10	10/14	8/12	6/10	5/8
1/4" x 035	06 x 0,90		■	■	■			
3/8" x 035	10 x 0,90		■	■	■			
1/2" x 025	13 x 0,65	■	■	■	■	■	■	
1/2" x 035	13 x 0,90		■	■	■	■	■	
3/4" x 035	20 x 0,90		■		■	■	■	■
1" x 035	27 x 0,90		■		■	■	■	■
1-1/4" x 042	34 x 1,10							■
1-1/2" x 050	41 x 1,30							■

inch	mm	6	4	4/6	3	3/4	2	2/3	1.25	1.4/2	1.1/1.4	0.75 / 1.25
1/4" x 035	06 x 0,90	■										
3/8" x 035	10 x 0,90	■	■									
1/2" x 025	13 x 0,65	■	■									
1/2" x 035	13 x 0,90	■	■		■							
3/4" x 035	20 x 0,90			■	■							
1" x 035	27 x 0,90	■		■	■	■	■					
1-1/4" x 042	34 x 1,10			■		■		■				
1-1/2" x 050	41 x 1,30			■		■		■	■			
2" x 050	54 x 1,30			■		■		■	■			
2" x 063	54 x 1,60			■		■		■	■	■		■
2-5/8" x 063	67 x 1,60			■		■		■	■	■		■
3-1/8" x 063	80 x 1,60							■	■	■		■

GENERAL PURPOSE



**SBX<sup>®</sup>GP**



**Advantages:**

- Quiet
- Resists wear in universal conditions
- Engineered to protect teeth

inch	mm	12/16	8/11	6/9	5/7	4/6	3/4	2/3
3/4" x 035	20 x 0,90	■	■	■	■	■		
1" x 035	27 x 0,90	■	■	■	■	■	■	■
1-1/4" x 042	34 x 1,10		■	■	■	■	■	■



STRUCTURAL

**SBX<sup>®</sup>ONE**

**Advantages:**

- Quiet
- Smooth surface finish
- Square cuts every time
- Resists wear in extreme conditions
- Engineered design to prevent pinching

inch	mm	4/6	3/4	2/3
1-1/2" x 050	41 x 1,30	■	■	■
2" x 063	54 x 1,60	■	■	■
2-5/8" x 063	67 x 1,60		■	■
3-1/8" x 063	80 x 1,60		■	■



**SiClone<sup>®</sup>**




SPECIAL BI-METAL

**Advantages:**

- Unique tooth geometry and positive rake angle
- Designed to cut hard materials and stainless steels
- Special feature is the very smooth running

inch	mm	4/6	3/4	2/3	1.4/2	1.1/1.4	0.7/0.9
1" x 035	27 x 0,90	■	■	■			
1-1/4" x 042	34 x 1,10	■	■	■			
1-1/2" x 050	41 x 1,30	■	■	■	■		
2" x 050	54 x 1,30			■			
2" x 063	54 x 1,60		■	■	■	■	
2-5/8" x 063	67 x 1,60			■	■	■	■
3-1/8" x 063	80 x 1,60					■	■



**SiClone<sup>®</sup>XP**



SPECIAL BI-METAL

**Advantages:**

- Longer blade life
- Increased wear resistant in hard materials
- High performance
- Increased Production



inch	mm	4/6	3/4	2/3	1.4/2	1.1/1.4	0.7/0.9
1" x 035	27 x 0,90	■	■	■			
1-1/4" x 042	34 x 1,10	■	■	■			
1-1/2" x 050	41 x 1,30	■	■	■	■		
2" x 063	54 x 1,60		■	■	■	■	
2-5/8" x 063	67 x 1,60			■	■	■	■
3-1/8" x 063	80 x 1,60					■	■







GENERAL PURPOSE ● ○ ■ □ ○○○



SPECIAL BI-METAL ● ■



## Endurance

NEW PRODUCT!

### Applications:

- Solids, profiles, & tubes
- Single cut or bundles
- Structural steels, Carbon steels
- Low Alloy & Medium Alloy steels

### Advantages:

- Blade life optimized for all-purpose applications
- Special tooth geometry & wear resistance for solids, structural shapes

inch	mm	5/7	4/6	3/4	2/3
1" x 035	27 x 0,90	■	■	■	■
1-1/4" x 042	34 x 1,10	■	■	■	■
1-1/2" x 050	41 x 1,30		■	■	■
2" x 063	54 x 1,60			■	■

## SiCloneGT

NEW PRODUCT!



### Applications:

- Solid materials
- High Alloy steels, Tool & Die Steels
- Stainless Steels
- Titanium & Titanium Alloys

### Advantages:

- Extra positive rake angle
- Lower cutting force for smoother running
- Optimal chip & cleaner surface finish

inch	mm	3/4	2/3	1.4/2	1.1/1.4	0.7/0.9
1-1/4" x 042	34 x 1,10	■	■			
1-1/2" x 050	41 x 1,30	■	■	■		
2" x 063	54 x 1,60		■	■	■	
2-5/8" x 063	67 x 1,60			■	■	■
3-1/8" x 063	80 x 1,60				■	■

THE PROFESSIONALS' EDGE™  
www.simonds-saw.com

## PalletBuster

PALLET DISMANTLING

### Applications:

- Specialized for pallet dismantling operations!
- Available in cut-to-length welded bands, boxed coil stock, or bulk production coils!

### Advantages:

- Robust tooth set for shock resistance
- Cut through nails & staples with ease
- Minimal kerf loss

width x thickness		teeth per inch / TPI		coil length
inch	mm	5/8	4/6	ft
1 1/4 x .042	34 x 1,10	■		328' box
1 1/4 x .042	34 x 1,10	■		656' BULK
2 x .050	54 x 1,30		■	164' box



## RS PRO

WOOD CUTTING


### Applications:

- For general purpose wood cutting
- Portable sawmills
- Dimensional woodcutting
- Boxes & crates

### Advantages:

- Faster cutting & increased blade life
- Penetrates hard woods
- Large gullets designed for chip clearance

inch	mm	2	1	1.14	1.1/1.4	1.25
1" x .035	27 x 0,90	■				
1 1/4 x .042	34 x 1,10		■	■		■
1-1/2" x .050	41 x 1,30					■
2" x .050	54 x 1,30		■		■	■



THE PROFESSIONALS' EDGE™  
www.simonds-saw.com